



**AeroChamber Plus\***  
with **INFANT MASK** **0-18 MONTHS**



**AeroChamber Plus\***  
with **CHILD MASK** **1-5 YEARS**









**AeroChamber Plus\***  
with **ADULT MASK** **5 YEARS +**



**AeroChamber Plus\***  
with **MOUTHPIECE** **5 YEARS +**

**Directions for use**

1. Remove cap. 
2. Look for foreign objects. 
3. Shake the inhaler. Insert inhaler (MDI) into back. 
4. Apply mask to face. 
5. Depress inhaler (MDI) at beginning of slow inhalation. Maintain good seal for 5 breaths after depressing inhaler. 
6. Wait 30 seconds before repeating steps 4-6 as prescribed. 

For more information, speak to your healthcare provider or visit our website at:  
[www.trudellmed.com](http://www.trudellmed.com)

\* Data on file, NOP Healthcare, UK, March, 2000

10085-001 Rev A. Printed in Canada. \* trade marks and registered trade marks of Trudell Medical International. Copyright © Trudell Medical International 2005. All rights reserved.



Trudell Medical International

# AeroChamber Plus

Valved Holding Chamber (VHC)



Easy to Use... Easy to Learn...  
...Most Preferred

## Using Your Aerosol Inhaler

If you have trouble breathing because of asthma or other obstructive airway problems, you're probably taking some form of medication through a "puffer" or aerosol inhaler. Two main types of puffers are available; rescue medication which opens the airways and preventive medication which reduces swelling.

The correct use of a "puffer" will help you get the maximum benefit from your medication, but mastering the right inhalation technique can be difficult. In fact, many studies show that most people use their inhaler incorrectly. Incorrect use of a "puffer" results in wastage of medication, possible side effects and most importantly not receiving enough medication. Fortunately there is something you can do to help.

# AeroChamber<sup>Plus</sup>\*

Valved Holding Chamber (VHC)

Anyone using a "puffer" may benefit from using **AeroChamber Plus**<sup>\*</sup> VHC. But if you experience any of the following problems you may find it particularly useful.

- Trouble pushing down on your "puffer" and inhaling at the same time
- Side effects such as throat infection, hoarseness or bad taste often associated with inhaled steroids
- Trouble using a "puffer" when you're having difficulty breathing (asthma attack)
- Arthritis or other conditions that limit arm, hand or finger movement

## Easy to Use... Easy to Learn... Most Preferred.<sup>1</sup>

**AeroChamber Plus**<sup>\*</sup> VHC is a device used together with your "puffer". It holds a puff of aerosol medication for a few seconds until you are ready to inhale it. This allows you to take your time and breathe in with a slow deep breath, or even three or four breaths if necessary. That way, it helps to ensure that medication gets to where its needed - in your lungs.

**AeroChamber Plus**<sup>\*</sup> VHC also reduces the amount of medication which is deposited in your mouth, instead of in your airways, therefore reducing unpleasant side effects like bad taste and hoarseness.

### "EZ Flow" Exhalation Valve

When you breathe out, this unique one-way valve directs your exhalation away from your face and eyes, which is important when using puffers that may cause unwanted side effects

### ComfortSeal<sup>\*</sup> Mask Design

The latex-free **ComfortSeal**<sup>\*</sup> mask seals comfortably around your nose and mouth, providing a secure seal across a wide age range

**AeroChamber Plus**<sup>\*</sup> VHC attaches easily to all "puffers". It is simple to use, easy to clean and available in four different models.

In fact, **AeroChamber Plus**<sup>\*</sup> VHC is especially suited for children since they often have trouble or are unable to use a "puffer" correctly.

*If you or someone in your family has a "puffer", ask your healthcare provider about **AeroChamber Plus**<sup>\*</sup> VHC.*

The cost of **AeroChamber Plus**<sup>\*</sup> VHC may be covered under an insurance plan.



### MDI Adapter

Fits all commonly prescribed "puffers"

### AeroBear<sup>\*</sup> Graphics

Fun and child-friendly **AeroBear**<sup>\*</sup> instructional graphics

### Aerodynamic Chamber

Made from a unique, flexible, shatterproof plastic

### Flow Dynamic System

More durable and protected system with integrated valve and baffle system. Superior responsiveness to even the smallest respiratory efforts